


Dr. Seuss Truffula Trees

And Counting!



Lesson Objective:

March 2nd is Dr. Seuss' Birthday and we are celebrating Reading with art lessons connected to his stories throughout the month

Success Criteria:

Kindergarten Students are introduced to counting in sequence as they color the tufts of their truffula trees.

Last Week We Watched The Lorax

<https://www.youtube.com/watch?v=8V06ZOQu0k>




Think & Share: What Did We Learn from The Lorax?



Who Lived in The Truffula Forest?

- Swomee-Swans
- Brown Bar-ba-loots
- Humming-Fish




Let's Draw a Truffula Forest...


Way back in the days when the grass was still green
and the pond was still wet
and the clouds were still clean,
and the song of the Swomee-Swans rang out in space ...
one morning, I came to this glorious place.




Step 1...Fold your paper in half (hot dog direction), Sign your Name




Step 2...Draw a line with pencil for the ground and add a pond line




Step 3...Draw 5 yellow lines with oil pastel above the fold




Step 4...Draw 5 more yellow lines below the fold



Step 5...Pick 3 Oil Pastel colors, and color every 3rd Truffula trunk



Step 6...Use the next pastel and color every 3rd Truffula trunk



Step 7...Use the 3rd pastel and finish coloring every Truffula trunk



Step 8...Use a black pastel to add stripes to your Truffula trunks



Step 9...Add a Swomee Swan, a Bar-Ba-Loot, and a Humming Fish



Step 10...Add color if you like



Step 11...Add blue watercolor for the sky and pond...



Step 12...Add green watercolor for the ground...

